

Scaled data based on original data using
LM-79-2019 Approved Method: Electrical and Photometric Measurements of Solid-State
Lighting Products

Test Report Prepared for

Cooper Lighting Solutions

Brand: CORELITE

Report Number: P1216805

Luminaire Tested: 14-ID2-60-CFR1-L950-U

Issue Date: 12/5/2025

Test Information

Test Method: LM-79-2019
Report Number: P1216805
TEST IS SCALED FROM IESNA LM-79-08 TEST DATA (G2-2508-507-13)
Test Lab: INNOVATION CENTER
Issue Date: 12/5/2025
Manufacturer: COOPER LIGHTING SOLUTIONS
Product Line: CORELITE
Catalog Number: 14-ID2-60-CFR1-L950-U
Description: 1X4 IN DEPTH TROFFER WITH 1INCH CUBE REGRESS LENS
Light Source: 5000K CCT, 90 CRI LEDS
Ballast/Driver: ELECTRONIC DRIVER

Summary

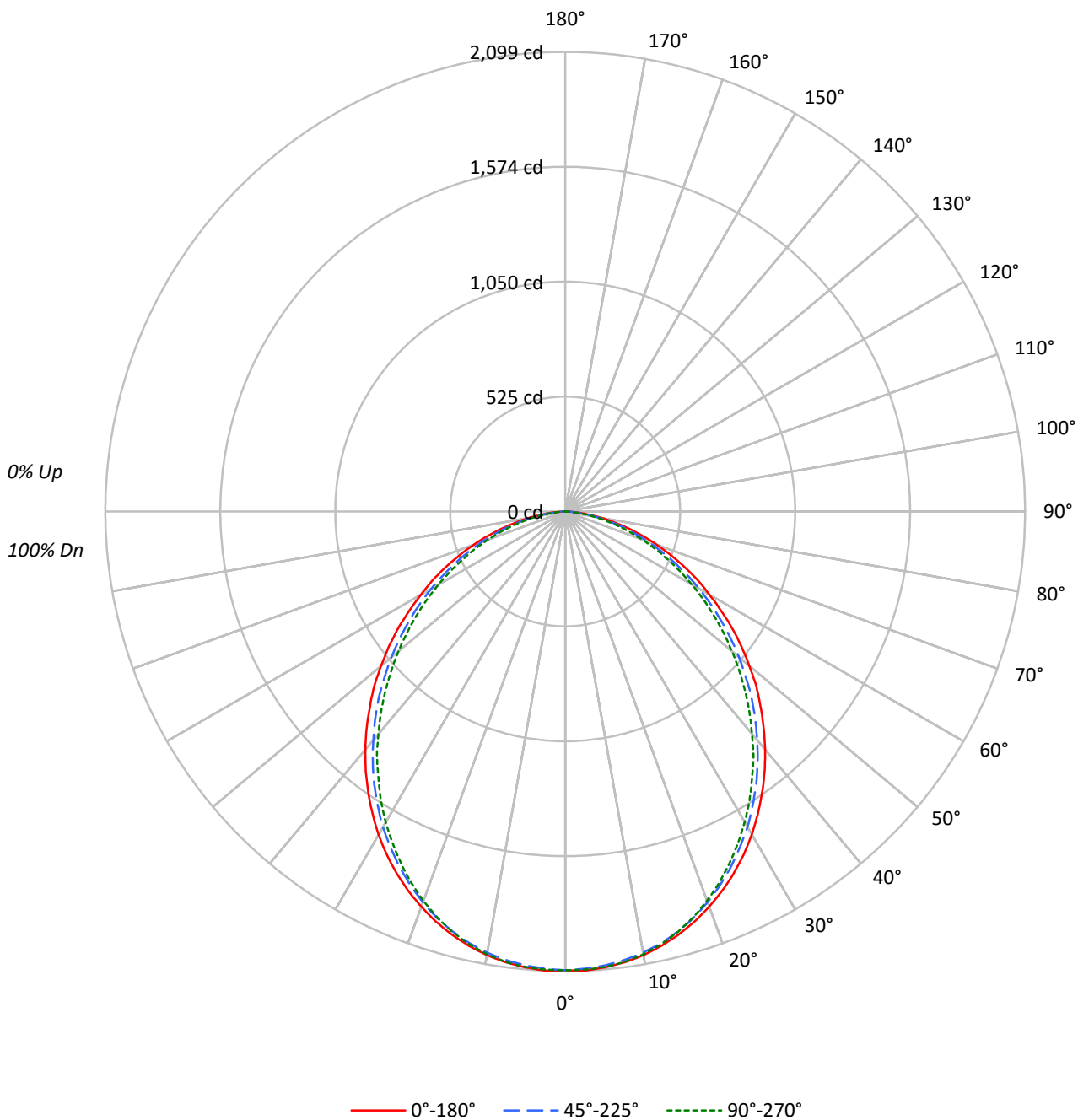
Lumens per Lamp: N/A
Luminaire Lumens: 5147.9 lumens
Efficiency: N/A
Efficacy: 96.2 lumens/watt
Spacing Criteria (0/90/45): 1.21 / 1.17 / 1.28
Luminous Opening: Rectangular (W 1' x L: 4' x H: 0')
CIE Type: Direct

Input Watts (W): 53.5
Input Voltage (V): 120
Input Current (Ain): NR
Voltage Rise (V): NR
Power Factor: NR
Total Harmonic Distortion (THDi): NR
Frequency (hertz): 60
Stabilization Time: NR
Operation Time: NR
Ambient Temperature (°C): NR
Test Distance: 24 FT



TEST NUMBER: P1216805
CATALOG NUMBER: 14-ID2-60-CFR1-L950-U

Luminous Intensity Polar Plot





TEST NUMBER: P1216805
 CATALOG NUMBER: 14-ID2-60-CFR1-L950-U

COEFFICIENT OF UTILIZATION - ZONAL CAVITY METHOD:

RF	20				20				20				20				20	
RC	80				70				50				30				10	
RW	70	50	30	10	70	50	30	10	50	30	10	50	30	10	50	30	10	
RCR																		
0	119	119	119	119	116	116	116	116	111	111	111	106	106	106	102	102	102	100
1	109	105	101	97	107	103	99	96	99	96	93	95	92	90	91	89	87	85
2	100	92	86	80	97	90	84	79	87	82	77	84	79	76	81	77	74	72
3	92	81	74	67	89	80	73	67	77	71	66	74	69	65	72	67	63	61
4	84	73	64	58	82	71	63	57	69	62	56	66	61	56	64	59	55	53
5	78	65	56	50	75	64	56	50	62	55	49	60	54	49	58	53	48	46
6	72	59	50	44	70	58	50	44	56	49	43	54	48	43	53	47	43	41
7	67	53	45	39	65	53	45	39	51	44	39	50	43	38	48	43	38	36
8	62	49	41	35	61	48	40	35	47	40	35	46	39	34	45	39	34	32
9	58	45	37	32	57	44	37	31	43	36	31	42	36	31	41	35	31	29
10	55	42	34	29	53	41	34	29	40	33	29	39	33	28	38	32	28	27

AVERAGE LUMINANCE (cd/sqm):

	0°	45°	90°
0°	5638	5638	5638
5°	5645	5621	5640
10°	5622	5591	5610
15°	5572	5534	5538
20°	5501	5439	5419
25°	5410	5314	5265
30°	5294	5170	5092
35°	5149	4992	4883
40°	4986	4788	4660
45°	4797	4579	4420
50°	4593	4334	4160
55°	4364	4074	3887
60°	4094	3799	3593
65°	3830	3493	3266
70°	3502	3160	2928
75°	3100	2748	2513
80°	2532	2222	1994
85°	1797	1476	1207

MAXIMUM LUMINANCE 45°-90°:

Horizontal Angle: 0°
 Vertical Angle: 45°
 Luminance: 4797 cd/sqm



TEST NUMBER: P1216805
 CATALOG NUMBER: 14-ID2-60-CFR1-L950-U

ZONAL LUMENS:

Zone	Lumens	% Fixture
0°-10°	197.9	3.8
10°-20°	560.5	10.9
20°-30°	825.5	16.0
30°-40°	952.1	18.5
40°-50°	931.1	18.1
50°-60°	782.8	15.2
60°-70°	550.0	10.7
70°-80°	284.8	5.5
80°-90°	63.2	1.2
90°-100°	0.0	0.0
100°-110°	0.0	0.0
110°-120°	0.0	0.0
120°-130°	0.0	0.0
130°-140°	0.0	0.0
140°-150°	0.0	0.0
150°-160°	0.0	0.0
160°-170°	0.0	0.0
170°-180°	0.0	0.0
0°-30°	1583.9	30.8
0°-40°	2536.0	49.3
0°-60°	4249.9	82.6
0°-90°	5147.9	100.0
90°-120°	0.0	0.0
90°-150°	0.0	0.0
90°-180°	0.0	0.0
0°-180°	5147.9	100.0

CANDELA DISTRIBUTION:

	0°	22.5°	45°	67.5°	90°	Flux
0°	2095	2095	2095	2095	2095	
5°	2090	2087	2081	2082	2088	198
15°	2000	1996	1986	1983	1988	564
25°	1822	1814	1790	1772	1773	839
35°	1567	1554	1520	1492	1486	980
45°	1260	1245	1203	1170	1161	973
55°	930	913	868	840	828	831
65°	602	586	548	524	513	596
75°	298	288	264	247	242	316
85°	58	60	48	41	39	73
90°	0	0	0	0	0	



TEST NUMBER: P1216805
 CATALOG NUMBER: 14-ID2-60-CFR1-L950-U

CANDELA DISTRIBUTION (FULL):

	0°	22.5°	45°	67.5°	90°
0°	2095.0	2095.0	2095.0	2095.0	2095.0
2.5°	2099.3	2095.0	2089.7	2091.5	2094.1
5°	2089.7	2087.1	2081.0	2081.9	2088.0
7.5°	2076.7	2073.2	2066.3	2068.0	2075.0
10°	2057.6	2052.4	2046.3	2047.1	2053.2
12.5°	2031.5	2027.2	2019.3	2018.5	2024.5
15°	2000.2	1995.9	1986.3	1982.8	1988.0
17.5°	1963.7	1958.5	1946.3	1940.2	1943.7
20°	1921.1	1915.9	1899.4	1888.1	1892.4
22.5°	1874.2	1868.1	1847.2	1834.2	1835.9
25°	1822.0	1814.2	1789.8	1771.6	1773.3
27.5°	1765.5	1755.1	1728.1	1708.1	1707.3
30°	1703.8	1692.5	1663.8	1640.3	1638.6
32.5°	1636.8	1625.5	1592.5	1567.3	1565.6
35°	1567.3	1554.3	1519.5	1491.7	1486.5
37.5°	1495.2	1480.4	1443.0	1416.1	1411.7
40°	1419.5	1403.9	1363.0	1334.3	1326.5
42.5°	1341.3	1326.5	1283.1	1255.2	1244.8
45°	1260.5	1244.8	1203.1	1170.0	1161.4
47.5°	1183.1	1162.2	1117.9	1090.1	1077.0
50°	1097.0	1079.6	1035.3	1006.6	993.6
52.5°	1014.4	997.1	951.0	922.3	911.0
55°	930.1	912.7	868.4	839.7	828.4
57.5°	843.2	829.3	786.7	759.7	747.6
60°	760.6	746.7	705.9	680.6	667.6
62.5°	683.3	665.9	625.9	602.4	589.4
65°	601.5	585.9	548.5	524.2	512.9
67.5°	522.4	507.7	472.9	452.0	443.3
70°	445.1	432.0	401.6	380.7	372.1
72.5°	369.4	358.1	331.2	311.2	305.1
75°	298.2	287.7	264.3	246.9	241.7
77.5°	228.6	222.5	200.8	186.0	181.7
80°	163.4	160.8	143.4	131.3	128.7
82.5°	106.1	105.2	93.9	83.5	80.0
85°	58.2	60.0	47.8	40.9	39.1
87.5°	20.9	20.9	14.8	13.0	12.2
90°	0.0	0.0	0.0	0.0	0.0

TEST NUMBER: P1216805

CATALOG NUMBER: 14-ID2-60-CFR1-L950-U

CIE UGR TABLE:

Reflectances:											
Ceiling		0.7	0.7	0.5	0.5	0.3	0.7	0.7	0.5	0.5	0.3
Wall		0.5	0.3	0.5	0.3	0.3	0.5	0.3	0.5	0.3	0.3
Reference plane		0.2	0.2	0.2	0.2	0.2	0.2	0.2	0.2	0.2	0.2
Room dimensions		Viewed crosswise					Viewed endwise				
X=2H	Y=2H	17.12	18.70	17.48	19.01	19.33	16.46	18.04	16.83	18.36	18.67
	3H	18.74	20.16	19.12	20.49	20.85	17.95	19.37	18.33	19.70	20.06
	4H	19.31	20.64	19.71	20.99	21.37	18.44	19.78	18.84	20.13	20.50
	6H	19.68	20.92	20.09	21.29	21.68	18.74	19.98	19.16	20.35	20.74
	8H	19.78	20.96	20.21	21.35	21.75	18.81	19.99	19.24	20.38	20.78
	12H	19.83	20.96	20.26	21.34	21.77	18.84	19.97	19.27	20.35	20.78
4H	2H	17.59	18.93	17.99	19.28	19.66	17.07	18.40	17.47	18.75	19.13
	3H	19.43	20.54	19.84	20.94	21.34	18.76	19.87	19.17	20.27	20.67
	4H	20.12	21.13	20.55	21.54	21.98	19.35	20.36	19.78	20.77	21.21
	6H	20.62	21.49	21.07	21.93	22.39	19.75	20.63	20.21	21.07	21.52
	8H	20.75	21.57	21.21	22.01	22.48	19.85	20.66	20.31	21.11	21.57
	12H	20.83	21.56	21.31	22.04	22.51	19.89	20.63	20.37	21.10	21.57
8H	4H	20.32	21.13	20.78	21.58	22.04	19.62	20.44	20.08	20.88	21.35
	6H	20.90	21.58	21.40	22.07	22.55	20.11	20.78	20.60	21.27	21.75
	8H	21.09	21.70	21.61	22.21	22.70	20.25	20.85	20.76	21.36	21.85
	12H	21.23	21.77	21.74	22.26	22.82	20.33	20.86	20.84	21.35	21.92
12H	4H	20.32	21.05	20.80	21.53	22.00	19.65	20.38	20.13	20.85	21.32
	6H	20.92	21.52	21.43	22.03	22.52	20.14	20.75	20.65	21.26	21.74
	8H	21.15	21.69	21.66	22.18	22.74	20.33	20.86	20.83	21.35	21.92

Cooper Lighting Solutions Photometric Lab
1121 Highway 74 South
Peachtree City, GA 30269



LM-79-2019: Approved Method: Electrical and Photometric Measurements of Solid-State Lighting Products

Report Prepared for

Cooper Lighting Solutions

Corelite

Report Number: SP1-2506-458-13

Test Date: 08/27/2025

Luminaire Tested: 22ID2-55-CFR1-L950-U

Data in this report applies to families of products including 22ID2-55-CFR1-L950-U

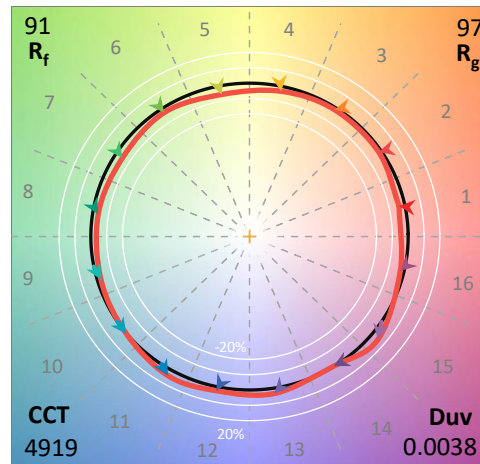
Test Information

Test Method: LM-79-2019
 Report Number: SP1-2506-458-13
 Test Lab: COOPER LIGHTING SOLUTIONS
 Photometer: SP1 - 76IN SPHERE
 Measurement Geometry: 4π
 Issue Date: 08/27/2025
 Manufacturer: COOPER LIGHTING SOLUTIONS
 Product Line: Corelite
 Catalog Number: **22ID2-55-CFR1-L950-U**
 Description: 2X2 CGTX WITH INDEPTH FRAME AND CFR1 LENS - 5500 LUMEN 5000K 90CRI

Spectral Parameters

CCT (K): 4919
 CIE u': 0.2096
 CIE v': 0.4901
 Duv: 0.0038
 CIE x: 0.3483
 CIE y: 0.3619
 CIE z: 0.2898
 Peak Wavelength (nm): 453
 Dominant Wavelength (nm): 570
 Purity: 13.10873
 Rf: 90.8
 Rg: 97.4

CRI (Ra):	94.0		
R1:	94.8	R9:	77.7
R2:	97.7	R10:	93.1
R3:	98.4	R11:	92.0
R4:	90.8	R12:	65.9
R5:	92.2	R13:	95.9
R6:	94.3	R14:	99.0
R7:	94.0	R15:	91.4
R8:	90.0		



Test Conditions

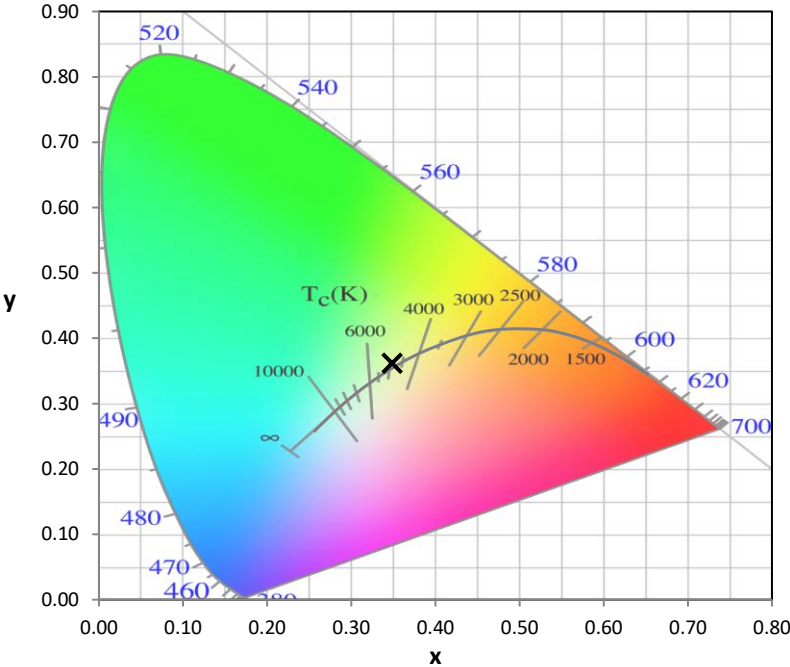
Stabilization Time: M
 Operation Time: 1H 0M
 Sphere Temperature (°C): 25.0

REPORT NUMBER: SP1-2506-458-13

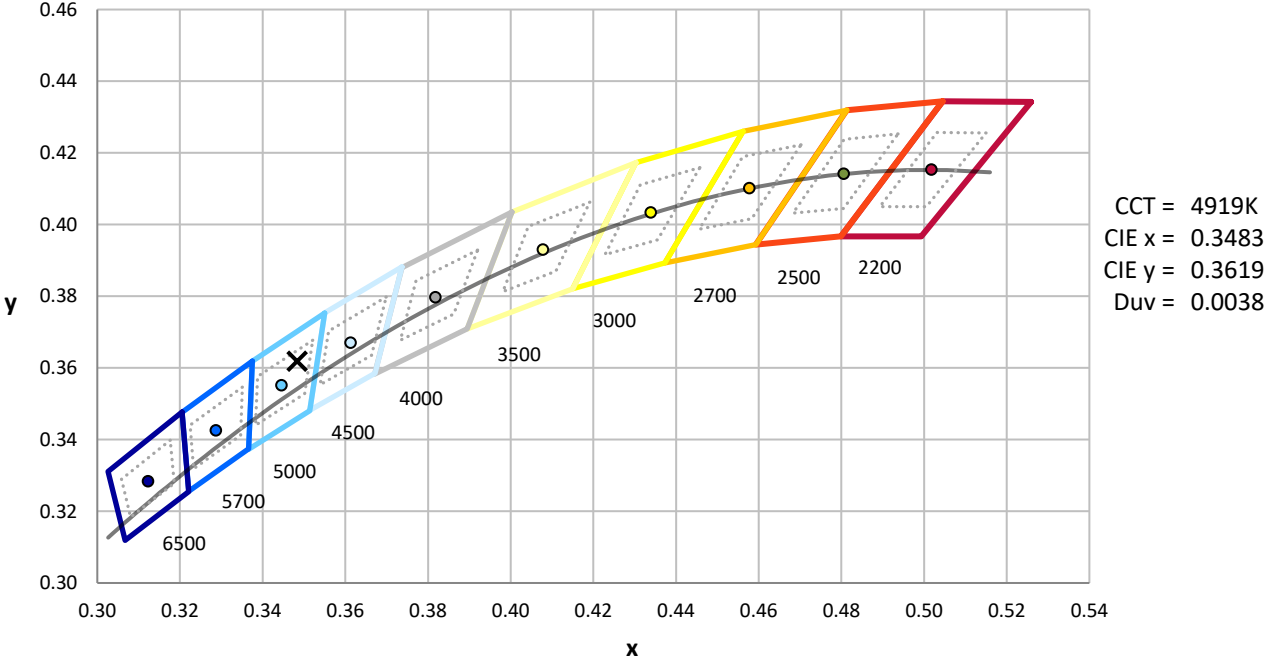
Measurement and Test Equipment			
Instrument	Identification Number	Calibration Date	Calibration Due Date
Photometer	76INCH SPHERE IN0058	6/16/2025	12/16/2025
Power Meter	XITRON INXT2011004	1/21/2025	1/21/2026
AC Power Source	CHROMA 61603 IN0063	10/22/2024	10/22/2025
DC Power Source	AGILENT E3634A IN0208	10/22/2024	10/22/2025
Sphere Thermometer	ONSET IN0085	10/22/2024	10/22/2025
Room Thermometer	ONSET IN0046	10/22/2024	10/22/2025

REPORT NUMBER: SP1-2506-458-13

CIE 1931 Chromaticity Diagram



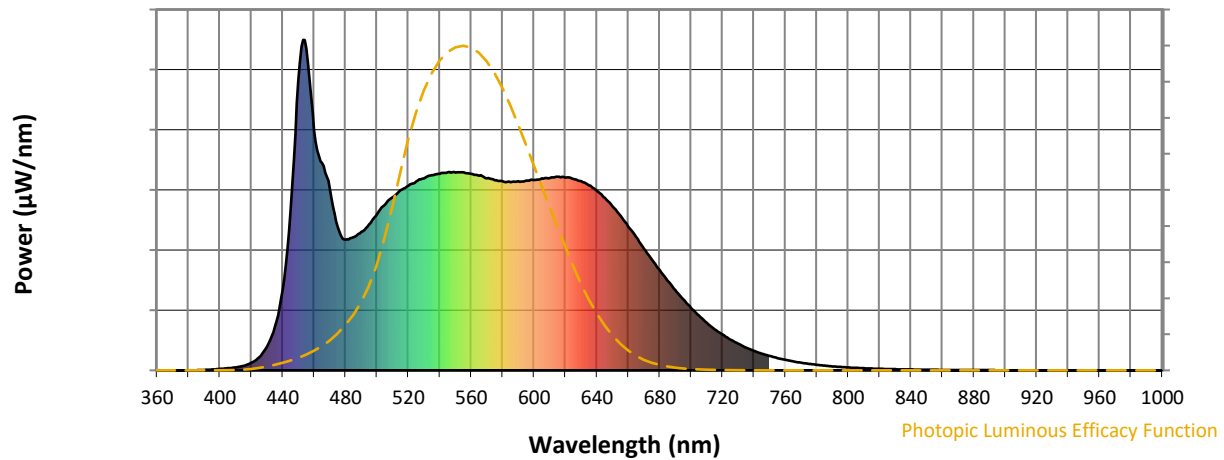
CIE 1931 Chromaticity Diagram with 2017 ANSI 7-Step and 4-Step Quadrangles



Point lies inside the ANSI 5000K 4-step quadrangle

REPORT NUMBER: SP1-2506-458-13

Photopic Flux vs. Wavelength

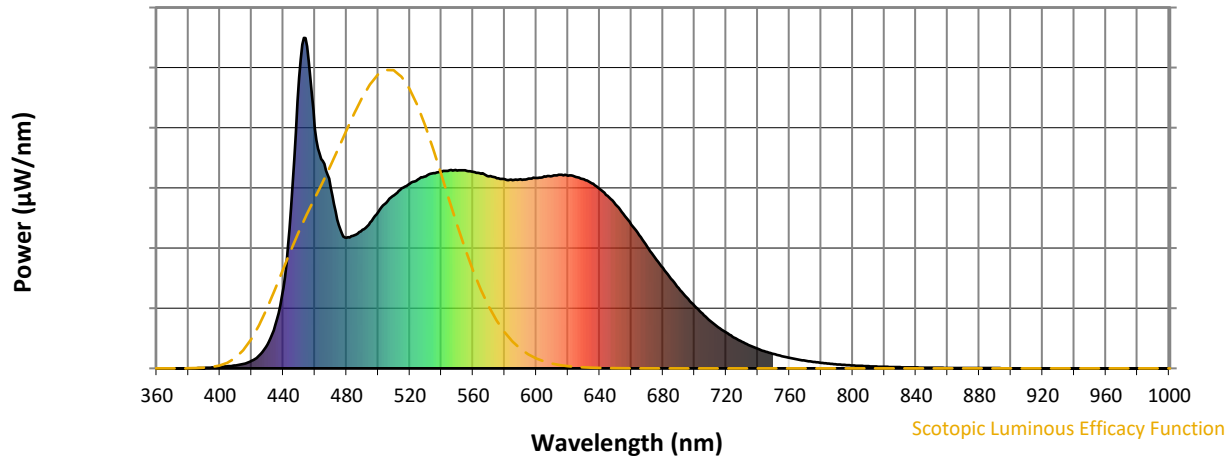


Photopic Lumens: NR

λ (nm)	Power W [^] /nm	Lumens (ϕ /nm)	λ (nm)	Power W [^] /nm	Lumens (ϕ /nm)	λ (nm)	Power W [^] /nm	Lumens (ϕ /nm)	λ (nm)	Power W [^] /nm	Lumens (ϕ /nm)	λ (nm)	Power W [^] /nm	Lumens (ϕ /nm)
360	0	NR	490	419	NR	620	583	NR	750	44	NR	880	1	NR
365	0	NR	495	441	NR	625	580	NR	755	37	NR	885	1	NR
370	0	NR	500	472	NR	630	572	NR	760	32	NR	890	1	NR
375	0	NR	505	501	NR	635	559	NR	765	27	NR	895	0	NR
380	0	NR	510	524	NR	640	543	NR	770	23	NR	900	0	NR
385	0	NR	515	545	NR	645	522	NR	775	20	NR	905	0	NR
390	1	NR	520	559	NR	650	496	NR	780	17	NR	910	0	NR
395	3	NR	525	572	NR	655	468	NR	785	14	NR	915	0	NR
400	4	NR	530	581	NR	660	435	NR	790	12	NR	920	0	NR
405	7	NR	535	590	NR	665	403	NR	795	10	NR	925	0	NR
410	9	NR	540	595	NR	670	368	NR	800	9	NR	930	0	NR
415	14	NR	545	599	NR	675	335	NR	805	8	NR	935	0	NR
420	23	NR	550	599	NR	680	304	NR	810	6	NR	940	0	NR
425	40	NR	555	599	NR	685	271	NR	815	6	NR	945	0	NR
430	72	NR	560	595	NR	690	243	NR	820	5	NR	950	0	NR
435	132	NR	565	589	NR	695	215	NR	825	4	NR	955	0	NR
440	243	NR	570	581	NR	700	189	NR	830	3	NR	960	0	NR
445	488	NR	575	575	NR	705	165	NR	835	3	NR	965	0	NR
450	879	NR	580	573	NR	710	144	NR	840	3	NR	970	0	NR
455	974	NR	585	570	NR	715	124	NR	845	2	NR	975	0	NR
460	726	NR	590	572	NR	720	108	NR	850	2	NR	980	0	NR
465	627	NR	595	574	NR	725	93	NR	855	2	NR	985	0	NR
470	546	NR	600	576	NR	730	80	NR	860	1	NR	990	0	NR
475	434	NR	605	581	NR	735	69	NR	865	1	NR	995	0	NR
480	395	NR	610	582	NR	740	59	NR	870	1	NR	1000	0	NR
485	403	NR	615	586	NR	745	51	NR	875	1	NR			

REPORT NUMBER: SP1-2506-458-13

Scotopic Flux vs. Wavelength



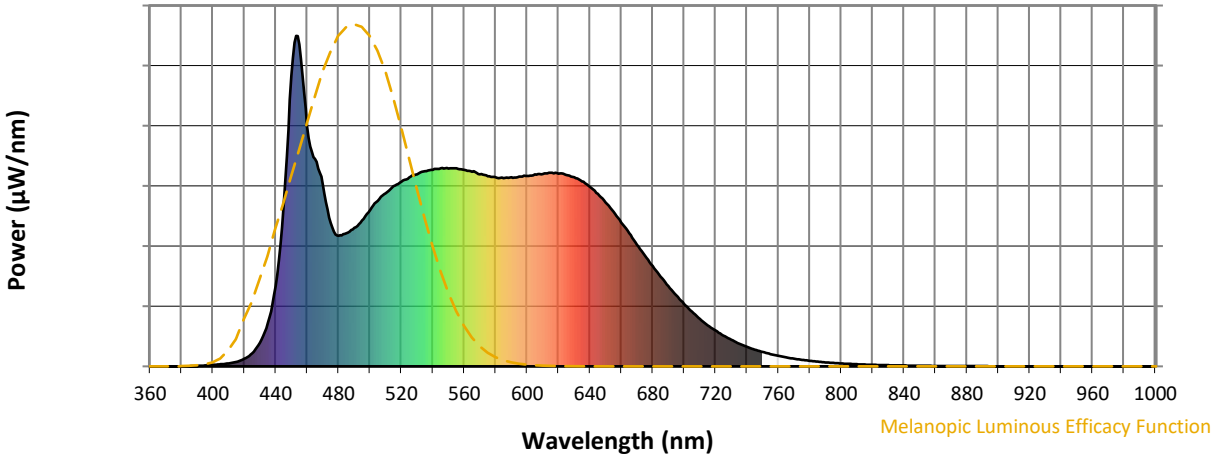
Scotopic Lumens: NR

S/P: 2.09

λ (nm)	Power W [^] /nm	Lumens (ϕ /nm)	λ (nm)	Power W [^] /nm	Lumens (ϕ /nm)	λ (nm)	Power W [^] /nm	Lumens (ϕ /nm)	λ (nm)	Power W [^] /nm	Lumens (ϕ /nm)	λ (nm)	Power W [^] /nm	Lumens (ϕ /nm)
360	0	NR	490	419	NR	620	583	NR	750	44	NR	880	1	NR
365	0	NR	495	441	NR	625	580	NR	755	37	NR	885	1	NR
370	0	NR	500	472	NR	630	572	NR	760	32	NR	890	1	NR
375	0	NR	505	501	NR	635	559	NR	765	27	NR	895	0	NR
380	0	NR	510	524	NR	640	543	NR	770	23	NR	900	0	NR
385	0	NR	515	545	NR	645	522	NR	775	20	NR	905	0	NR
390	1	NR	520	559	NR	650	496	NR	780	17	NR	910	0	NR
395	3	NR	525	572	NR	655	468	NR	785	14	NR	915	0	NR
400	4	NR	530	581	NR	660	435	NR	790	12	NR	920	0	NR
405	7	NR	535	590	NR	665	403	NR	795	10	NR	925	0	NR
410	9	NR	540	595	NR	670	368	NR	800	9	NR	930	0	NR
415	14	NR	545	599	NR	675	335	NR	805	8	NR	935	0	NR
420	23	NR	550	599	NR	680	304	NR	810	6	NR	940	0	NR
425	40	NR	555	599	NR	685	271	NR	815	6	NR	945	0	NR
430	72	NR	560	595	NR	690	243	NR	820	5	NR	950	0	NR
435	132	NR	565	589	NR	695	215	NR	825	4	NR	955	0	NR
440	243	NR	570	581	NR	700	189	NR	830	3	NR	960	0	NR
445	488	NR	575	575	NR	705	165	NR	835	3	NR	965	0	NR
450	879	NR	580	573	NR	710	144	NR	840	3	NR	970	0	NR
455	974	NR	585	570	NR	715	124	NR	845	2	NR	975	0	NR
460	726	NR	590	572	NR	720	108	NR	850	2	NR	980	0	NR
465	627	NR	595	574	NR	725	93	NR	855	2	NR	985	0	NR
470	546	NR	600	576	NR	730	80	NR	860	1	NR	990	0	NR
475	434	NR	605	581	NR	735	69	NR	865	1	NR	995	0	NR
480	395	NR	610	582	NR	740	59	NR	870	1	NR	1000	0	NR
485	403	NR	615	586	NR	745	51	NR	875	1	NR			

REPORT NUMBER: SP1-2506-458-13

Melanopic Flux vs. Wavelength



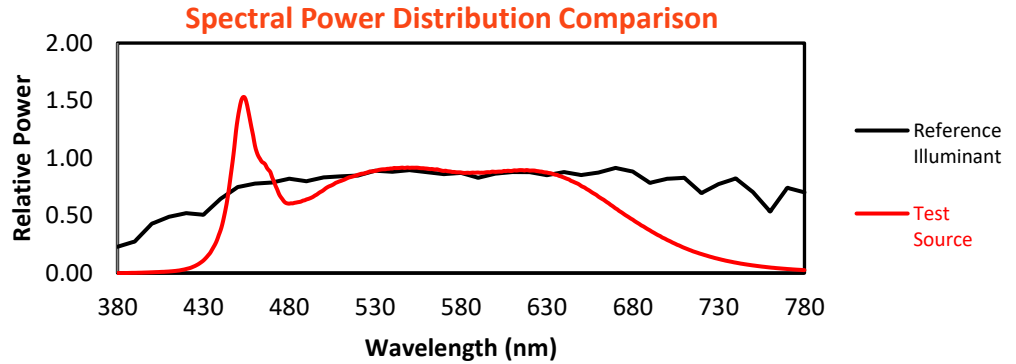
Melanopic Lumens: NR

M/P: 4.55

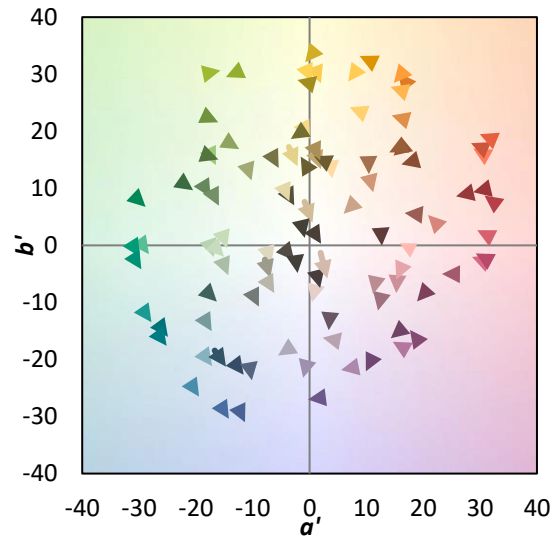
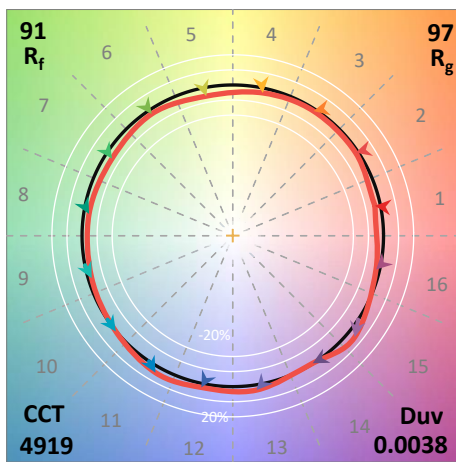
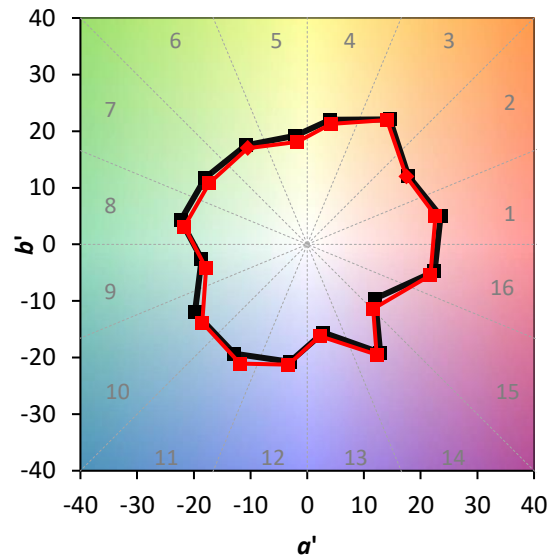
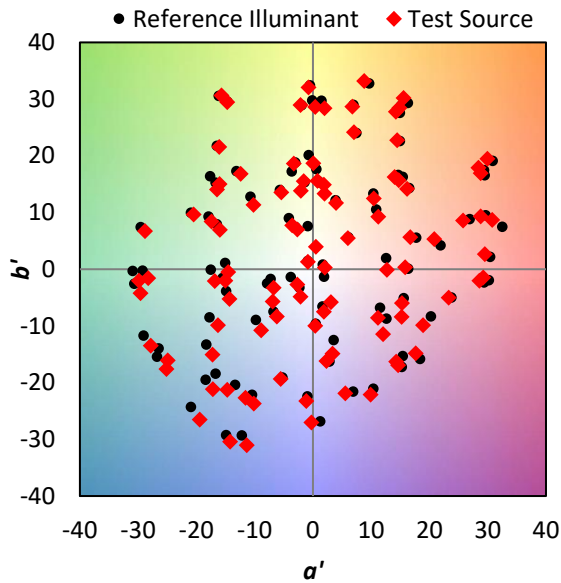
λ (nm)	Power W [^] /nm	Lumens (φ/nm)	λ (nm)	Power W [^] /nm	Lumens (φ/nm)	λ (nm)	Power W [^] /nm	Lumens (φ/nm)	λ (nm)	Power W [^] /nm	Lumens (φ/nm)	λ (nm)	Power W [^] /nm	Lumens (φ/nm)
360	0	NR	490	419	NR	620	583	NR	750	44	NR	880	1	NR
365	0	NR	495	441	NR	625	580	NR	755	37	NR	885	1	NR
370	0	NR	500	472	NR	630	572	NR	760	32	NR	890	1	NR
375	0	NR	505	501	NR	635	559	NR	765	27	NR	895	0	NR
380	0	NR	510	524	NR	640	543	NR	770	23	NR	900	0	NR
385	0	NR	515	545	NR	645	522	NR	775	20	NR	905	0	NR
390	1	NR	520	559	NR	650	496	NR	780	17	NR	910	0	NR
395	3	NR	525	572	NR	655	468	NR	785	14	NR	915	0	NR
400	4	NR	530	581	NR	660	435	NR	790	12	NR	920	0	NR
405	7	NR	535	590	NR	665	403	NR	795	10	NR	925	0	NR
410	9	NR	540	595	NR	670	368	NR	800	9	NR	930	0	NR
415	14	NR	545	599	NR	675	335	NR	805	8	NR	935	0	NR
420	23	NR	550	599	NR	680	304	NR	810	6	NR	940	0	NR
425	40	NR	555	599	NR	685	271	NR	815	6	NR	945	0	NR
430	72	NR	560	595	NR	690	243	NR	820	5	NR	950	0	NR
435	132	NR	565	589	NR	695	215	NR	825	4	NR	955	0	NR
440	243	NR	570	581	NR	700	189	NR	830	3	NR	960	0	NR
445	488	NR	575	575	NR	705	165	NR	835	3	NR	965	0	NR
450	879	NR	580	573	NR	710	144	NR	840	3	NR	970	0	NR
455	974	NR	585	570	NR	715	124	NR	845	2	NR	975	0	NR
460	726	NR	590	572	NR	720	108	NR	850	2	NR	980	0	NR
465	627	NR	595	574	NR	725	93	NR	855	2	NR	985	0	NR
470	546	NR	600	576	NR	730	80	NR	860	1	NR	990	0	NR
475	434	NR	605	581	NR	735	69	NR	865	1	NR	995	0	NR
480	395	NR	610	582	NR	740	59	NR	870	1	NR	1000	0	NR
485	403	NR	615	586	NR	745	51	NR	875	1	NR			

Summary

$R_f = 90.8$
 $R_g = 97.4$
 $CIE R_a = 94.0$
 $R_9 = 77.7$

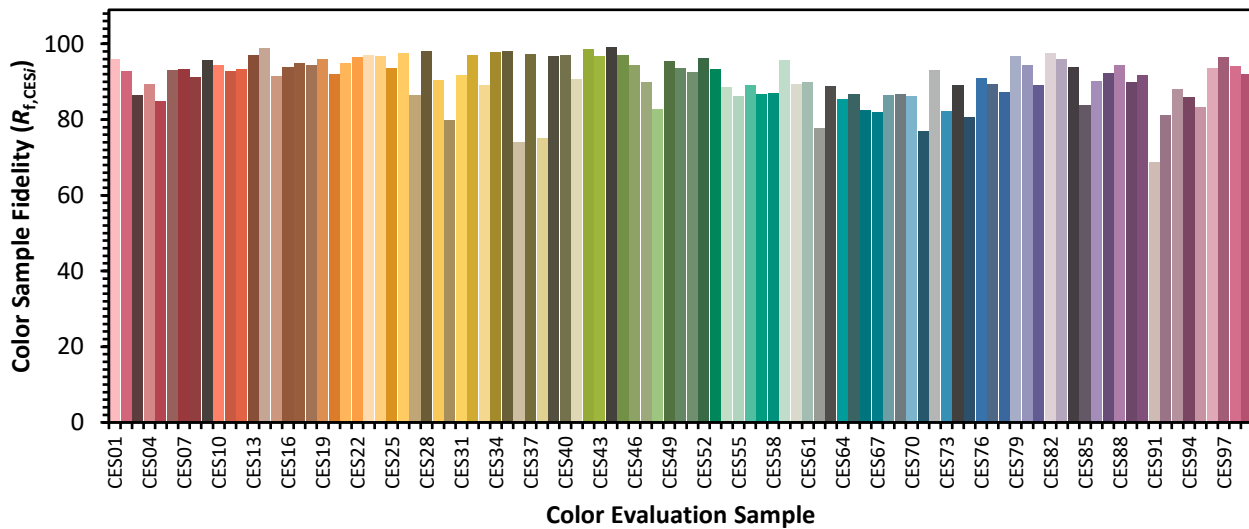


Color Vector Graphics

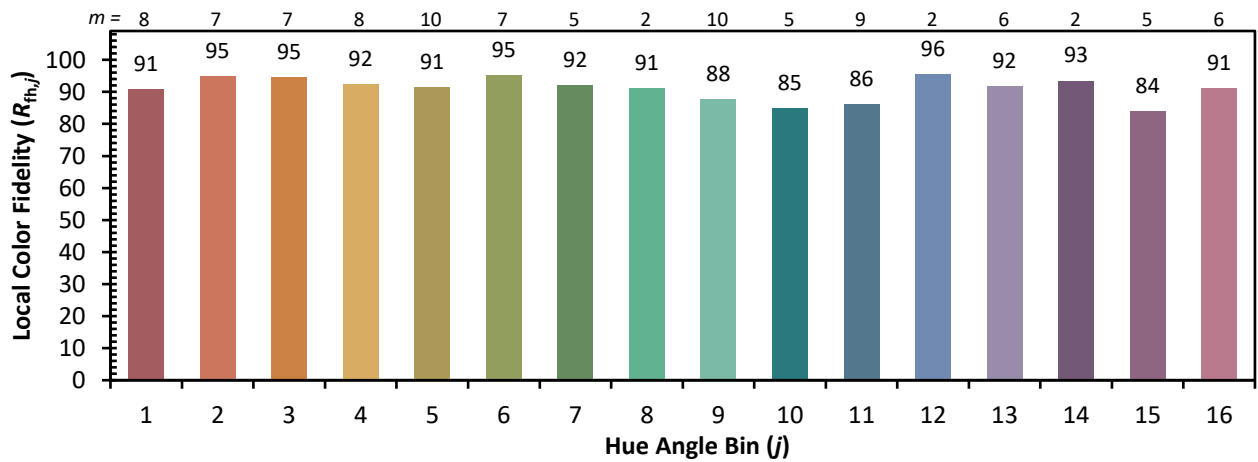
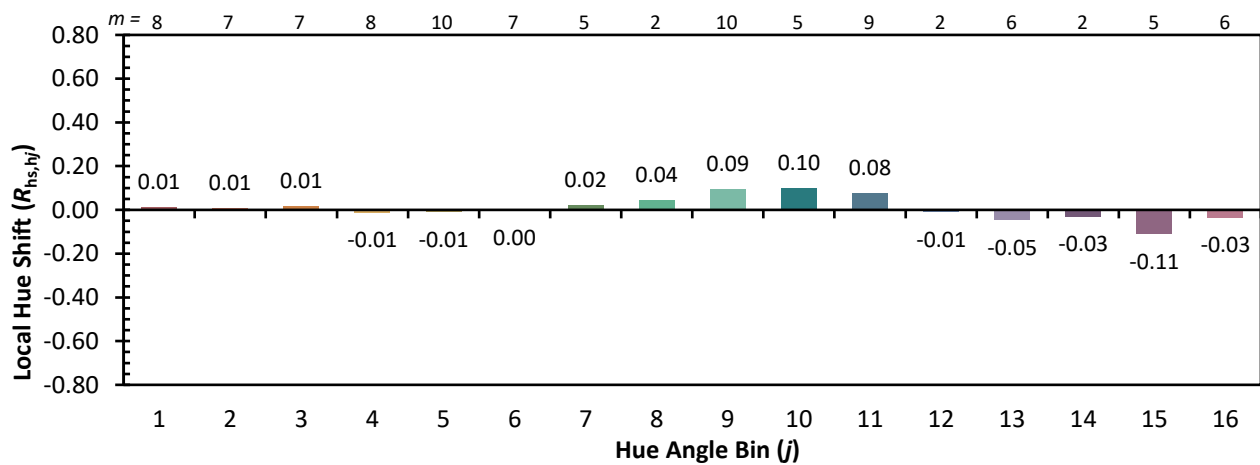
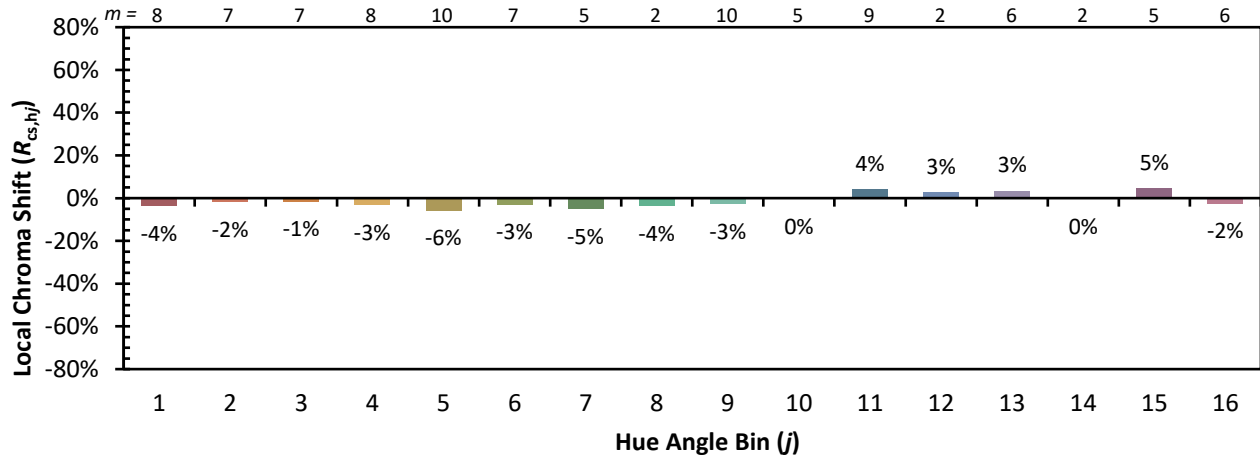


Individual Sample Fidelity Index ($R_{f,i}$)

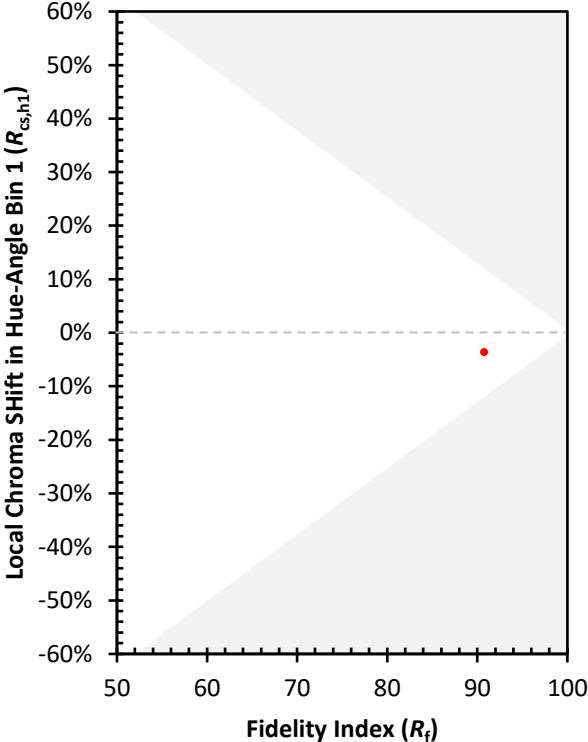
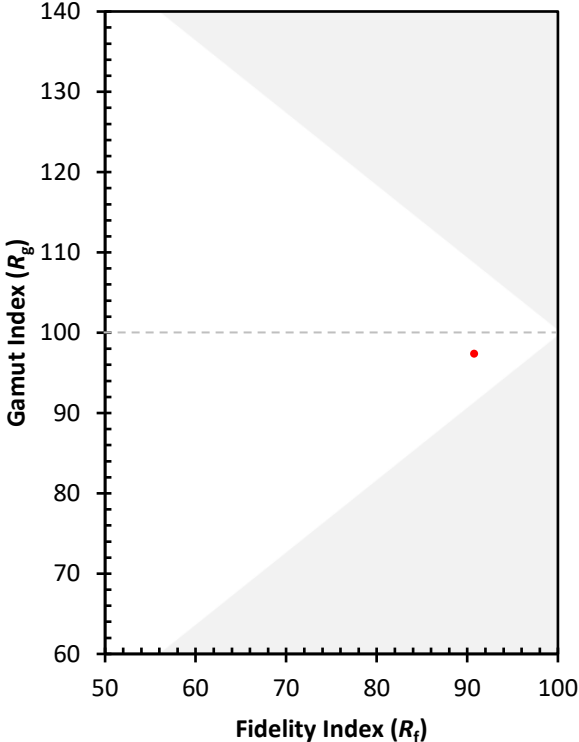
CES01 = 85	CES26 = 98	CES51 = 93	CES76 = 91
CES02 = 61	CES27 = 86	CES52 = 96	CES77 = 89
CES03 = 31	CES28 = 98	CES53 = 93	CES78 = 87
CES04 = 68	CES29 = 90	CES54 = 89	CES79 = 97
CES05 = 48	CES30 = 80	CES55 = 86	CES80 = 94
CES06 = 50	CES31 = 92	CES56 = 89	CES81 = 89
CES07 = 41	CES32 = 97	CES57 = 87	CES82 = 97
CES08 = 40	CES33 = 89	CES58 = 87	CES83 = 96
CES09 = 29	CES34 = 98	CES59 = 96	CES84 = 94
CES10 = 73	CES35 = 98	CES60 = 89	CES85 = 84
CES11 = 56	CES36 = 74	CES61 = 90	CES86 = 90
CES12 = 62	CES37 = 97	CES62 = 78	CES87 = 92
CES13 = 42	CES38 = 75	CES63 = 89	CES88 = 95
CES14 = 74	CES39 = 97	CES64 = 85	CES89 = 90
CES15 = 71	CES40 = 97	CES65 = 87	CES90 = 92
CES16 = 47	CES41 = 91	CES66 = 82	CES91 = 69
CES17 = 48	CES42 = 99	CES67 = 82	CES92 = 81
CES18 = 56	CES43 = 97	CES68 = 86	CES93 = 88
CES19 = 70	CES44 = 99	CES69 = 87	CES94 = 86
CES20 = 65	CES45 = 97	CES70 = 86	CES95 = 83
CES21 = 84	CES46 = 94	CES71 = 77	CES96 = 94
CES22 = 77	CES47 = 90	CES72 = 93	CES97 = 97
CES23 = 91	CES48 = 83	CES73 = 82	CES98 = 94
CES24 = 89	CES49 = 95	CES74 = 89	CES99 = 92
CES25 = 70	CES50 = 94	CES75 = 81	



Color Rendition by Hue-Angle Bin



Measure Comparisons



(END OF REPORT)